

TUCSON



TUCSON

Step in, Stand out.

The all-new TUCSON signals the start of a new day, and a new way of driving. Rejecting the ordinary, the all-new TUCSON pushes the boundaries of the segment to reinvent just about everything. Outside, TUCSON is designed to impress while inside, you'll discover a level of roominess, comfort and versatility that exceeds all expectations.



Design that's thrilling and timeless.

With its 3D parametric-style grille and jewel-like surfaces, TUCSON is for trendsetters with a taste for futuristic design. Adopting a daring new design language we call Sensuous Sportiness and created with cutting-edge digital design tools, TUCSON stands out with its concealed daytime running lights, angulated wheel arches, and contrast side cladding.



Experience that open feeling.

A feeling of openness welcomes you the moment you step into TUCSON's cabin. The open-type cluster is a major innovation in design that establishes a premium, high-tech atmosphere that makes you feel safe, relaxed, and confident. Hidden out of sight, the innovative multi-air mode system diffuses cold or warm air gently and indirectly so it's not as harsh on your skin.

Full-touch center fascia (Personalized profiles)



10.25" Full LCD supervision cluster



Multi air vent



Live for the moment.

Whether it's a solo adventure or a long weekend excursion with the entire family, TUCSON offers you exceptional versatility like the rear seat folding feature that provides 1,860 litres of flat storage space. The passenger space is equally accommodating with abundant amounts of room to keep everyone seated comfortably.

60:40 rear folding seats



You set the tempo.

Press the accelerator pedal and your pulse rate quickens as TUCSON responds with a surge of smooth, quiet power made possible by Smartstream, Hyundai's latest engine technology. Push button gear selection is now a standard feature across the entire model range.

Smartstream engine

Gasoline 1.6T-GDi

- 180 Maximum Power
ps/5,500 rpm
- 27.0 Maximum Torque
kg.m/1,500~4,500 rpm

Push button gear selection



Wireless smartphone charger



Smart Tailgate



Hyundai SmartSense

Forward Collision-Avoidance Assist (FCA)

FCA capabilities have been expanded to include Junction Turning function. While driving if there is a risk of collision with an oncoming vehicle while turning right at an intersection, the function automatically assists with emergency braking.



Blind-Spot Collision-Avoidance Assist (BCA)

BCA uses rear corner radar to monitor both of your blind spots. If a vehicle is detected in the blind spot while the turn signal is flashing, BCA will automatically apply differential braking during your attempted lane change thus helping you avoid an unsafe lane change and a potential collision.



Lane Following Assist (LFA)

LFA keep you centered within the lane using its front view camera to monitor lane markers.



Smart Cruise Control (SCC)

SCC maintains the set speed while keeping a set distance away from the vehicle ahead without ever requiring any additional inputs from the driver.

Rear Cross-Traffic Collision-Avoidance Assist (RCCA)

When backing out, RCCA warns the driver to the approach of a vehicle crossing his rearward path; if necessary, the emergency braking is automatically applied to avoid a collision.




Forward/Reverse Parking Distance Warning (PDW)

If your car is too close with obstacle, PDW warns you by using ultrasonic sensors in the front and rear bumpers. So you can avoid scratches and park safely.



Exterior colors



White Cream **TW3**



Crimson Red **YP6**



Phantom Black **TCM**



Titan Gray **R4G**



Shimmering Silver **R2T**



Deep Sea **PS8**



Amazon Gray **A5G**



Silky Bronze **B6S**

MFR LED headlamp



Rear LED tail lamp



Dark black chrome grille



Full auto air condition



Driver's memory seat



Panoramic sunroof



KOMOCO MOTORS PTE. LTD.


Showroom opens daily from 9am to 7pm


253 Alexandra Road Singapore 159936

T (65) 6475 8888 F (65) 6475 2928

www.hyundai.com.sg

Copyright © 2021 Komoco Motors Pte Ltd. All Rights Reserved.

 HyundaiSingapore

 @hyundai_sg

 @hyundaig

06/2021

Specifications

Type	Smartstream G1.6 T-GDi	
Engine type	4-Cylinders DOHC	
Displacement (cc)	1,598	
Transmission	7-speed Dual Clutch Transmission (DCT)	
Max. power (kW(hp)/rpm)	132.4 (180) / 5,500	
Max. torque (Nm/rpm)	265 / 1,500 - 4,500	
Top speed (km/h)	201	
0 to 100 km/h (seconds)	8.8	
Brakes		
Front	Ventilated disc	
Rear	Solid disc	
Suspension		
Front	MacPherson strut type	
Rear	Multilink	
Tyre	18" (235/60 R18)	
Vehicle Efficiency & VES Banding		
Fuel Consumption (L/100km)	6.7	
Fuel Tank Capacity (L)	54	
VES Banding	B	
Dimensions		
Head room (mm)	Front / Rear	968 / 990
Leg room (mm)	Front / Rear	1,052 / 1,050
Shoulder room (mm)	Front / Rear	1,464 / 1,422
Cargo capacity (L)	Min/Max	539 - 1,860

Unit : mm



Overall width 1,865



Wheel base 2,755
Overall length 4,630



Overall height 1,665

*Wheel tread : 18" (front/rear) - 1,615 / 1,622

- Komoco Motors Pte Ltd reserves the right to change specifications and equipment without prior notice.
- Please consult your dealer for full information and availability on colors and trims. Terms & conditions apply.

KOMOCO SERVICE CENTRE

Monday to Friday

Saturday

Sunday & Public Holidays

6473 5588

8.00am to 6.00pm

8.00am to 5.00pm

Closed

KEMBANGAN SERVICE BRANCH

THOMSON SERVICE CENTRE

Monday to Friday

Saturday

Sunday & Public Holidays

6440 1131

6844 8811

8.00am to 5.00pm

8.00am to 12:30pm

Closed

24-HOUR EMERGENCY CONTACTS:

Roadside Service

Recovery Service

9665 2653

6272 2208

