





EuroAutomobile



STELVIO







EVERY LINE MAKES A DIFFERENCE.





EVERY SHAPE HAS A STORY.









BECAUSE DRIVING PLEASURE  
IS NEVER OPTIONAL.

#### **ZF 8-SPEED AUTOMATIC TRANSMISSION**

The ZF 8-Speed automatic transmission, standard on every model, changes its personality based on the selected driving mode. Enjoy comfort and efficiency with Advanced efficiency, fluid and discreet in Natural and quick and sporty in Dynamic.

#### **OPTIMAL WEIGHTS DISTRIBUTION**

The optimal distribution of weights is a testament to the extensive use and exceptional arrangement of ultralight materials, such as aluminium and carbon fibre. These uncompromised choices deliver first-class handling and one of a kind driving experience.

#### **CARBON FIBRE DRIVESHAFT**

The carbon fibre driveshaft, taken directly from the world of competitive racing, is standard on all models and contributes to the overall lightweight design of the vehicle and the highly reactive acceleration from the motor.





# FOR AN IRRESISTIBLE PERFORMANCE.

Stelvio delivers on the longstanding Alfa Romeo promise of mechanics that create beautiful emotions, enabled by a series of exclusive patented technologies. All of these systems work together with the exclusive Q4 all-wheel drive technology, the Integrated Brake System (IBS), and the Chassis Domain Control (CDC). As the brain of all the systems, the CDC's only function is to monitor and analyze road conditions and react immediately by changing the vehicles behavior when needed.



## Q4 TRACTION

The Q4 system increases the excitement of the signature rear-wheel drive by being able to switch seamlessly into all-wheel drive without any driver intervention. Equipped with the active transfer case and specific front differential, Stelvio can sense when to shift and send torque to the front or rear axles. This technology guarantees impeccable performance on uneven roads or in unsavory weather conditions.

## ALFA™ LINK SUSPENSION

The all aluminum Alfa™ Link Suspension System ensures excellent dynamic driving behavior and unique handling. The front suspension features a double-wishbone system with semi-virtual steering axles that keeps the wheels perfectly perpendicular to the road even on the most intense curves. The rear suspension with its Multilink system with four and a half links guarantees the best of both worlds between lateral grip and comfort, on on uneven surfaces.

## ALFA™ ACTIVE SUSPENSION

The Alfa™ Active System dynamically adjusts the suspension response according to the driving conditions and the mode selected with the Alfa™ DNA selector : a softer shock absorbing setting for a more comfortable ride, or a more rigid setting for more precise sporty driving.



## 7" TFT INSTRUMENT PANEL

The 7" TFT display allows you to keep everything under control. the large screen lets you see important driving data, warnings and notifications from Stelvio quickly and easily and without having to shift your eyes.

## 8.8" MULTI-TOUCH DISPLAY

The new 8.8" Multi-Touch display is intuitive and reactive. With a few simple touches, organise your apps and widgets. Enhanced in every way, the large touchscreen creates easy viewing for maps, contacts and car performance.

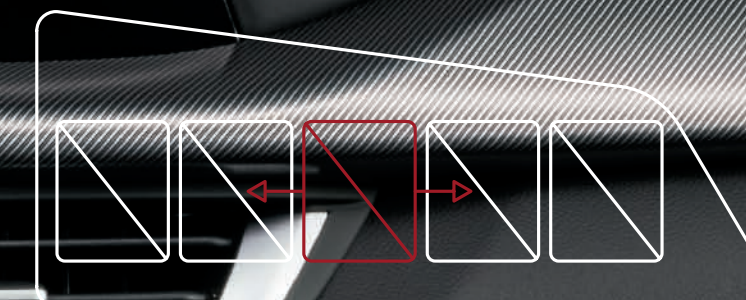


### • INTERACTIVE WIDGETS

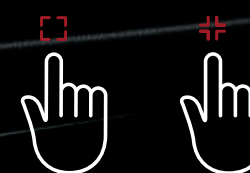
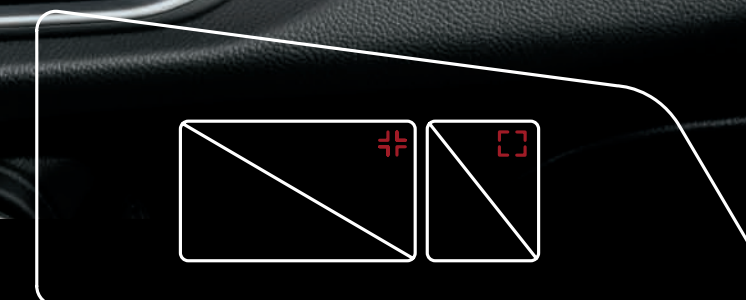
### • VISUALIZE FULL-SCREEN MAPS

### • MANAGE THE VEHICLE PERFORMANCE

### • IMPROVED INTERFACE FOR MORE INTUITIVE EXPERIENCE



REORGANIZATION  
OF WIDGET



ZOOM-IN AND MOVE ICONS  
WITH A SIMPLE TOUCH




# NOW YOU HAVE THE UPPER HAND.

Design and craftsmanship, combined with cutting edge technology, have brought to a redesigned and reorganised center console. Every component was designed and created to guarantee maximum efficiency and functionality.

## POWER

Experience the premium look and feel while you choose the driving style that fits you and your driving conditions best with the Alfa™ DNA selector: Dynamic, Natural and Advanced efficiency.



DNA

### DYNAMIC



Sharper throttle response, enhanced steering feedback, more reactive braking and performance shift-mapping for even sportier driving experience and pleasure.

### NATURAL



For perfect balance in daily driving, combining efficiency and comfort.

### ADVANCED EFFICIENCY



Engineered to maximise fuel efficiency and reduce fuel emissions.

## COMMAND

Manage and move through all of the various applications and widgets. Scroll through and change performance features, climate and connected services without ever having to touch the screen.



PREMIUM MULTIMEDIA  
SYSTEM ROTARY KNOB

## CONTROL

The newly redesigned center console features a leather-wrapped gear shifter delivers comfort and power as you change through gears.



LEATHER-WRAPPED SHIFTER

## RECHARGE

The new wireless charger is convenient and ready for those who are always on the go. No more cords and cables. Just place your smartphone in the charging area and you'll be at 100% in no time.



WIRELESS CHARGER





# CRAFTED TO ENGAGE THE SENSES.

The curated details and premium materials work in harmony to bring together man and machine like never before. Comfort and luxury are a part of every finish such as wood surfaces, in walnut or oak, brushed aluminum, leather with Nappa finish and use of technical fabrics come together for an exceptional display of Italian craftsmanship to create a true oasis of comfort. Stelvio also maximises its SUV design with 525 liters of fully usable space that can even become greater by folding down any of the rear seats. Even if you have your hands full, open the tailgate by using the hands-free tailgate. If your key fob is close by, just pass your foot under the rear bumper, and the tailgate will automatically open.





EXPERIENCE THE ESSENCE OF SOUND.



The enveloping nature of Stelvio is on full display with the Harman Kardon® Sound Theatre featuring 14 speakers (including a subwoofer) powered by 900 watts, through a 12-channel amplifier. It's an immersive sound experience that produces crisp and pure tones, the perfect accompaniment for any journey.





## BEAUTY DRIVEN BY TECHNOLOGY.

In the age of technology, the new Alfa Romeo Stelvio has mastered the art of finding the balance of hands-on driving passion and cutting edge automated driving systems by achieving the second level of autonomous driving. Stelvio is now equipped with systems that intelligently monitor the vehicle's surroundings without ever taking away from the pleasure of driving.

Discover driving safety by Alfa Romeo through online video tutorials.







This systems maintains the vehicle at a constant speed while descending by automatically operating the brakes. In this way, stability and safety are ensured even in conditions of poor grip on steep slopes.

#### HILL DESCENT CONTROL

The Autonomous Emergency Brake notifies the driver with visual and audible alerts when it senses a potential frontal impact. If the driver doesn't respond, and the risk of a collision continues, the vehicle can automatically brake and bring the vehicle to a full stop.

#### FORWARD COLLISION WARNING WITH AUTONOMOUS EMERGENCY BRAKE

#### ACTIVE BLIND SPOT ASSIST

There are portions in the rear of the vehicle that are commonly known as a blind spot, which is when another vehicle is there it is temporarily invisible to the side mirrors. The Active Blind Spot Assist continuously monitors the rear blind zones on both sides of the vehicle, alerting you when you are attempting to move into a lane that is already occupied. In addition to the alert, the system also delivers a steering correction to help avoid collisions with vehicles hidden in your blind spot.







#### PARK ASSIST

The system uses a camera mounted on the rear bumper and front and rear sensors to notify you when obstacles are in your path. Audiovisual indicators and the dynamic grid on the display help you to avoid accidents during parking.



#### DRIVER ATTENTION ASSIST

During long drives some times it is necessary to take a break. The Multi-Touch Display program monitors the movements of the vehicle and the drowsiness of the driver and warns him or her through alert signals and the symbol of a cup on the TFT display and encourages them to pullover and rest.




#### AUTOMATIC HIGH BEAM

Outdoor light can change quickly, whether in a tunnel or because of sudden adverse weather or sunset. The Automatic High-Beam Headlamps automatically and quickly switch from high beams to low beams depending on lighting conditions.

#### ACTIVE CRUISE CONTROL

The active cruise control allows you set your the cruising speed of your vehicle. It also automatically corrects itself when the speed changes or when the safe distance between two vehicles isn't respected.







...NOW, ONLY ONE CHOICE MATTERS. YOURS.



# SUPER

## ENGINES:

2.0 Petrol 200 HP AT8

## CONTENTS:

### AS STELVIO SUPER:

- 19" alloy wheels
- Leather Seats
- Apple CarPlay Integration
- Android Auto™ Integration
- Driver & Passenger 6-way Powerseats
- Cruise Control
- 12 V outlet



Leather  
Black (Std)





# VELOCE

## ENGINES:

2.0 Petrol 280 HP AT8




## CONTENTS:

### AS STELVIO VELOCE:

- Body Colored Kit
- 20" alloy wheels
- Sporty Leather Seats
- Heated Steering Wheel
- Heated Front Seats
- Driver & Passenger 6-way-power Seats
- Power Bolsters



Sporty Leather  
Black (Std)




Sporty Leather  
Chocolateo(Opt)

Sporty Leather  
Red (Opt)







# WHEELS



**420 - 17"**  
spoke alloy wheels



**108 - 17"**  
burnished spoke alloy wheels



**6G7 - 19"**  
design alloy wheels



**5A6 - 20"**  
alloy wheels



**4WQ - 18"**  
luxury alloy wheels



**6G6 - 18"**  
design alloy wheels



**74B - 20"**  
dark glossy alloy wheels



**9GF - 20"**  
sport alloy wheels



**5FB - 19"**  
luxury alloy wheels



**5EV - 19"**  
sport alloy wheels



**OR5 - 20"**  
matt black  
diamant alloy wheels



# COLOR COMBINATION

# INTERIORS



414 Alfa Red



217 Alfa White



252 Moonlight Pearl



620 Silverstone Grey



318 Stromboli Grey



035 Vesuvio Grey



408 Vulcano Black



800 Visconti Green



092 Montecarlo Blue



486 Anodized Blue



756 Misano Blue



361 Competizione Red



248 Trofeo White



SUPER - Leather Seats



VELOCE - Black Leather Sport Seats



VELOCE - Red Leather Sport Seats



VELOCE - Chocolate Leather Sport Seats



# STANDARD/OPTIONAL

Standard ●    Optional ○    Not available –

| EXTERIORS   | SUPER | VELOCE |
|---|-------|--------|
| LED rear lights                                       | ●     | ●      |
| Halogen Headlamps                                     | –     | –      |
| 35W bi-xenon headlamps with AFS                       | ●     | ●      |
| Halogen fog lights (diesel only)                      | –     | –      |
| LED fog lights (diesel only)                          | –     | –      |
| Exterior door handle courtesy light                   | ○     | ●      |
| Aluminum brake callipers                              | ●     | –      |
| Black brake callipers                                 | ○     | ○      |
| Red brake callipers                                   | ○     | ○      |
| Yellow brake callipers                                | ○     | ○      |
| Monotone Center Wheel Caps                            | –     | ○      |
| Rear parking sensors                                  | ●     | ●      |
| Front and rear parking sensors                        | ●     | ●      |
| Outside rear view mirror – electrochromic autodimming | ○     | ○      |
| Power folding mirrors                                 | ●     | ●      |
| Privacy Glass   | ○     | ○      |
| Athermic windshield                                   | ○     | ○      |
| Chrome DLO  | –     | –      |
| Black Glossy DLO                                      | –     | ●      |

| EXTERIORS                             | SUPER | VELOCE |
|---------------------------------------|-------|--------|
| Aluminium roofbars                    | ○     | ○      |
| Glossy Black roofbars                 | ○     | ○      |
| Glossy Black Exterior Mirror Caps     | –     | ○      |
| Panoramic Sunroof                     | ○     | ●      |
| Body Colored Kit                      | ○     | ○      |
| Dual Body Color Kit in “Dark Miron”   | –     | ○      |
| Dual Body Color Kit in “Vesuvio Grey” | –     | ○      |

\*Specifications may vary.



| INTERIORS   | SUPER | VELOCE |
|---|-------|--------|
| Cloth seats   | –     | –      |
| Premium cloth seats   | –     | –      |
| Leather-cloth seats   | –     | –      |
| Leather seats   | ●     | –      |
| Luxury Leather seats  | –     | –      |
| Sporty Leather seats  | –     | ●      |
| Front Heated seats  | –     | –      |
| Rear Heated seats   | –     | –      |
| Leather wrapped steering wheel with multi-function controls and engine start button | ●     | ●      |
| Sporty Leather Steering wheel   | –     | –      |
| Techno-leather luxury steering wheel  | –     | ●      |
| Luxury Leather steering wheel (for ADAS)  | –     | –      |
| Heated steering wheel   | –     | –      |
| Perforated gear knob  | ○     | ○      |
| Real Wood Inserts: Grey Oak   | –     | –      |
| Real Wood Inserts: Walnut wax   | –     | –      |
| Aluminum inserts  | –     | ●      |
| Colored stitching   | ●     | ●      |
| Black Ceiling   | –     | ●      |
| Aluminum shift paddles on steering column   | ●     | ●      |
| Aluminum metal sport pedals   | –     | ●      |
| Leather IP and upper door panel   | –     | ●      |
| Door sill scuff Plate - Bright  | –     | –      |
| Rear climate control vents  | ●     | ●      |

| INTERIORS  | SUPER | VELOCE |
|--|-------|--------|
| Ambient Light                                    | ●     | ●      |
| Passenger side sun visor with illuminated mirror | ○     | ●      |
| Driver side sun visor with illuminated mirror    | ○     | ●      |
| Front seats with 6-way electric adjustment       | ●     | ●      |
| Front seats with 8-way electric adjustment       | –     | ○      |

| COMFORT   | SUPER | VELOCE |
|---|-------|--------|
| Heated washer nozzles                                   | –     | –      |
| Vehicle theft alarm, hood protection & intrusion finder | ●     | ●      |
| Smoking kit   | –     | –      |
| 12V Current outlet                                      | ●     | ●      |
| 230V/50HZ auxiliary socket in boot                      | –     | –      |
| Rear USB  | ○     | ●      |
| Hands Free Tailgate                                     | ●     | ●      |
| Keyless entry   | ●     | ●      |
| Remote central locking                                  | ●     | ●      |
| Rain-sensing wipers                                     | ●     | ●      |
| Tyre repair kit   | ●     | ●      |
| Trunk Net/Grid  | ○     | ●      |
| Trunk adjustable rail                                   | ○     | ●      |
| Compact Spare Tire                                      | –     | –      |
| Trailer Tow Hitch                                       | –     | –      |
| Power trailer tow hitch                                 | –     | –      |
| NVH Kit   | ●     | ●      |
| Start&Stop  | ●     | ●      |

\*Specifications may vary.



STANDARD/OPTIONAL



| SAFETY/TECHNOLOGY  | SUPER | VELOCE |
|--|-------|--------|
| 8,8" Multitouch Display  | ●     | ●      |
| 7" Color TFT Instrument Cluster  | ●     | ●      |
| Alfa™ Conected Services  | —     | —      |
| Alfa™ Connect 3D Nav 8.8" (Radio, 3D Sat-Nav, Mp3, Aux-in, Bluetooth )       | ○     | ○      |
| DAB+   | —     | —      |
| Apple CarPlay Integration  | ●     | ●      |
| Android Auto™ Integration  | ●     | ●      |
| Wireless charging pad  | ●     | ●      |
| 8 Speakers Sound System  | ●     | ●      |
| 10 Speakers Sound System and Subwoofer                                       | ○     | —      |
| 900 W Harman/Kardon® audio system with 14 speakers (including one subwoofer) | ○     | ●      |
| Rear Parking Sensor  | ●     | ●      |
| Front Parking Sensor   | ●     | ●      |
| Rear-view camera with dynamic park-assist gridlines                          | ●     | ●      |
| Forward Collision Warning (FCW)  | ●     | ●      |
| Autonomous Emergency Brake (AEB)   | ●     | ●      |

Standard ●    Optional ○    Not available —

| SAFETY/TECHNOLOGY                   | SUPER | VELOCE |
|-------------------------------------|-------|--------|
| Lane Departure Warning (LDW)        | ●     | ●      |
| Integrated Brake System (IBS)       | ●     | ●      |
| Hill Descent Control (HDC)          | ●     | ●      |
| Automatic high-beam headlamps       | ●     | ●      |
| Active Cruise Control (ACC)         | —     | ●      |
| Inside Rear View Mirror Autodimming | ●     | ●      |
| Active Suspension                   | —     | ●      |
| Limited Slip Differential           | —     | ●      |
| FSD – Frequency Selective Damping   | —     | ●      |

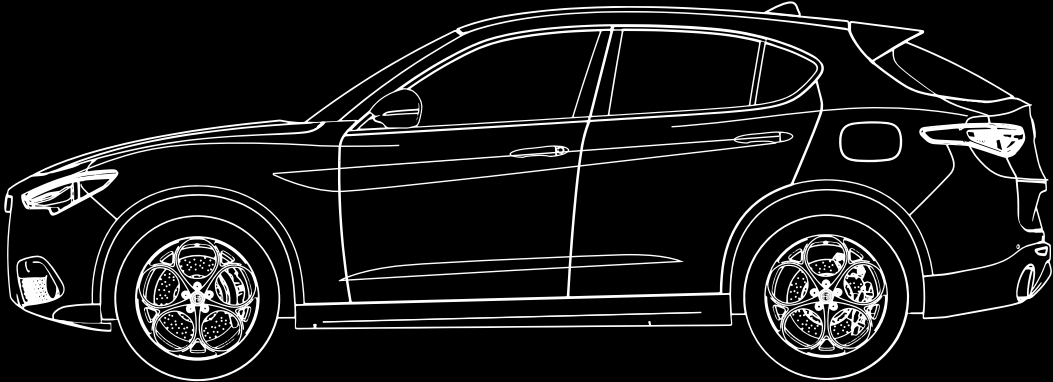
\*Specifications may vary.

TECHNICAL DATA

| TECHNICAL                                | 2.0 Petrol 200 hp AT8  | 2.0 Petrol 280 hp AT8  |
|--|---|---|
| No. of cylinders, layout                 | 4, in line  | 4, in line  |
| Valves per cylinder                      | 4   | 4   |
| Displacement (cm³)                       | 1,995   | 1,995   |
| Max. power: kW @ rpm                     | 148 @ 4,500   | 206 @ 5,250   |
| Max. torque: Nm @ rpm                    | 330 @ 1,750   | 400 @ 2,250   |
| Acceleration: 0-100 km/h (s)             | 7.2   | 5.7   |
| Top speed (km/h)                         | 215   | 230   |
| TRANSMISSION                             |   |   |
| Gearbox                                  | 8-speed automatic   | 8-speed automatic   |
| Drive                                    | AWD   | AWD   |
| CONSUMPTION AND EMISSIONS                |   |   |
| Emission standard                        | Euro 6d-TEMP  | Euro 6d-TEMP  |
| Fuel consumption - urban (l/100km)       | 8.9   | 8.8   |
| Fuel consumption - extra-urban (l/100km) | 5.9   | 5.9   |
| Fuel consumption - combined (l/100km)    | 7.0   | 7.0   |
| CO₂ emissions (g/km)                     | 161   | 158   |
| VES banding                              | C1  | C1  |
| WEIGHT AND DIMENSIONS                    |   |   |
| Kerb weight STD A (kg)                   | 1,660   | 1,660   |
| Height (mm)                              | 1,632-1,693   | 1,632-1,693   |
| Width (mm)                               | 1,903   | 1,903   |
| Length (mm)                              | 4,687   | 4,687   |
| Wheelbase (mm)                           | 2,818   | 2,818   |
| Load capacity (l)                        | 525   | 525   |



1903  
2163



861    2818    1008  
4687

min  
1632  
  
max  
1693





EuroAutomobile

|                      |  |
|----------------------|--|
| Model:               |  |
| Retail Price:        |  |
| Discount:            |  |
| Final Selling Price: |  |

|                        |  |
|------------------------|--|
| Loan Amount:           |  |
| Applied Interest Rate: |  |
| Tenure:                |  |
| Monthly Instalment:    |  |

|                   |  |
|-------------------|--|
| Less: Booking Fee |  |
| Less: Loan Amount |  |
| Less: Trade-in    |  |
| Balance Payment:  |  |

|                      |  |
|----------------------|--|
| Insurance Per Annum: |  |
|----------------------|--|

\_\_\_\_\_  
Sales Consultant

\_\_\_\_\_  
Date





*La meccanica delle emozioni*

**EUROAUTOMOBILE PTE LTD**

*Sole authorised distributor for Alfa Romeo Singapore since 2004*

Alfa Romeo Showroom: 24 Leng Kee Road, #01-03, Singapore 159096 Tel: (65) 6474 2200 E-mail: sales@euroautomobile.com.sg  
Alfa Romeo Parts & Service: 24 Leng Kee Road, 8th floor, Singapore 159096 Tel: (65) 6567 5252 E-mail: aftersales@euroautomobile.com.sg

For more information on Alfa Romeo news, events, and promotions, please visit [www.alfaromeo.com.sg](http://www.alfaromeo.com.sg)  
or follow us on : AlfaRomeoSG and : AlfaRomeoSG.  
#AlfaRomeoSG #EuroAutomobile

Technical specifications and features may vary for the models shown. Data, descriptions, illustrations and services are intended solely as a guide and product characteristics may differ from those represented, sometimes for manufacturing reasons. Alfa Romeo reserves the right to make any changes to its products without prior notice.