

EURO 6

# DOBLÒ

LIMITLESS POSSIBILITIES

**MV**  
Motorviva Pte Ltd  
A member of Goldbell Engineering



PROFESSIONAL

\*IMAGES ARE FOR ILLUSTRATION PURPOSES ONLY.

YOUR NEW EXPERIENCE OF DRIVING A VAN.

## 4 CAR LIKE EXPERIENCE

While running economically on DIESEL. Ventilated Disc is used for the front brake.



# TOP 5 REASONS TO CHOOSE DOBLÒ

## 3 HIGH FUEL EFFICIENCY

Multijet II Engine

Up to 105HP#

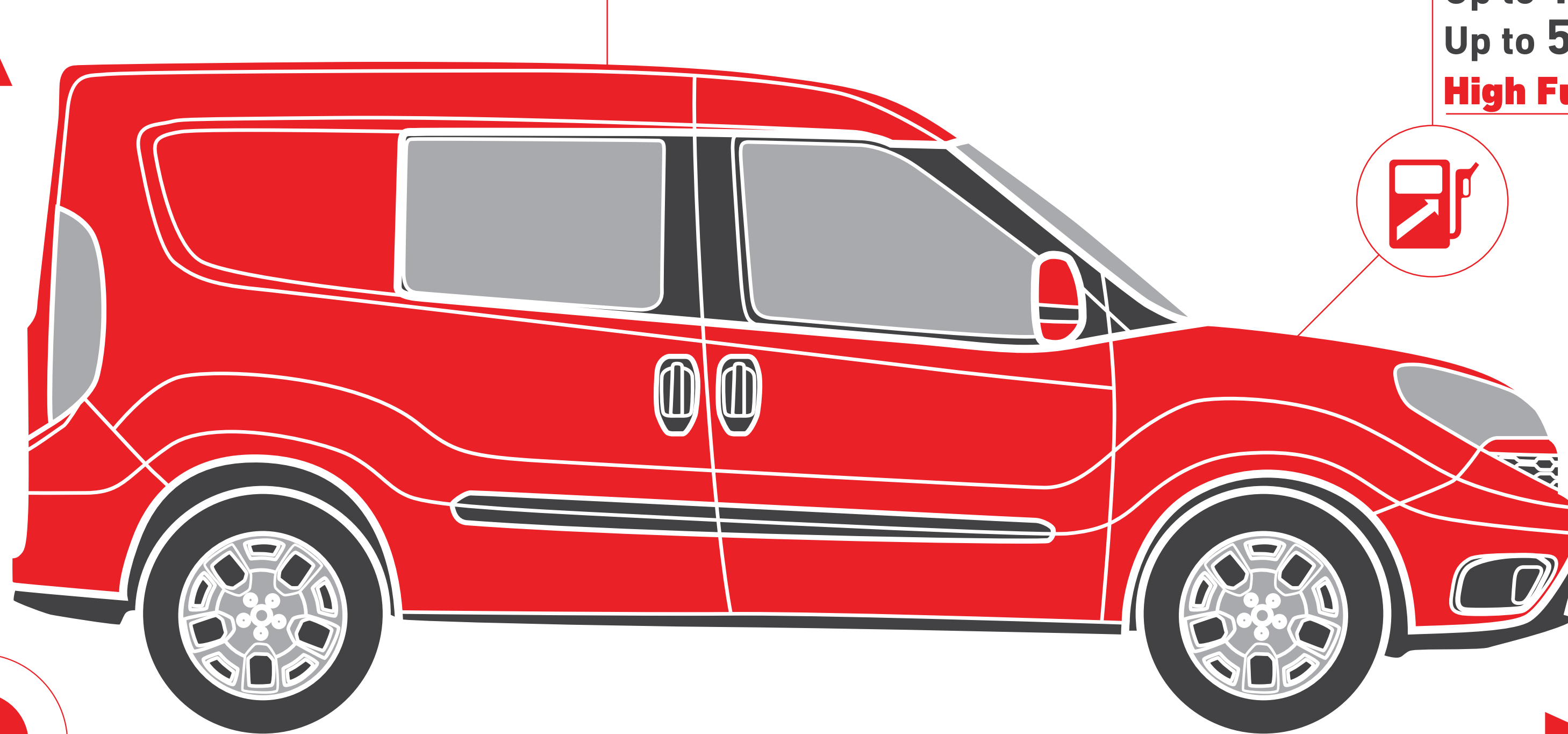
Up to 5.3L/100km#

High Fuel Economy 18.8km/L<sup>@</sup>



MULTI AWARD WINNING EUROPEAN BRAND

2



BEST IN CLASS

## 1 BIGGER & BETTER

Fuel Tank: 60L

Wheel: 16 inch rim<sup>@</sup>

Volume of up to 4.2m<sup>3</sup> (long wheelbase)

Carry payload capacity greater than 965kg<sup>#</sup>

1

5

## MORE TECHNOLOGY



Adjustable steering wheel with Integrated Radio control

## YOU GET MORE THAN YOU IMAGINE

- SERVICING 9 TIMES OR 160,000KM
- WARRANTY 5 YEARS OR 160,000KM

### ATTRACTIVE UPGRADES

- Exclusive leather seats
- Full cargo insulation
- Solar film

WORTH 1000 SGD\*

\*Terms and Conditions apply. For more information, check with your sales personnel.

<sup>@</sup>Based on combined fuel economy data for Doblo 1.6 MTA, LTA (onemotoring.com.sg).

Images for illustration purposes only.

<sup>#</sup>For manual transmission variant (Doblo 1.6 MT)

## A BETTER WAY

to work.

AN EVEN MORE FUNCTIONAL AND COMFORTABLE WORK ENVIRONMENT, THE STYLE OF A CAR, BETTER PERFORMANCE AND INCREASED PRODUCTIVITY, THANKS TO LOW RUNNING COSTS: THE NEW DOBLÒ CARGO HAS BEEN DESIGNED TO ADD VALUE TO THE WORK OF EVERY PROFESSIONAL. WITH ITS WIDE AND VERSATILE RANGE, THE NEW DOBLÒ CARGO IS AN INVALUABLE PARTNER FOR MEETING ALL REQUIREMENTS WITH FINE-TUNED, INTELLIGENT SOLUTIONS, MAKING THE DAY EASIER AND MORE SATISFYING AS WELL AS MAINTAINING ITS STATUS AS THE BEST PLACE TO WORK. NEW DOBLÒ CARGO: MORE FUNCTIONALITY, MORE PERFORMANCE, MORE VALUE.

## MORE FUNCTIONALITY

more comfort in the cab.




• RADIO CD MP3 WITH BLUETOOTH®

• STEERING WHEEL WITH AUDIO CONTROLS

The New Doblò Cargo provides a broad offer of state-of-the-art infotematic systems, with radios featuring Bluetooth®, to permit hands-free phone calls, and USB port/AUX socket.



Electric adjustable mirrors



Radio with MP3 player



Instrument panel with chrome inserts



Generous storage pockets in the front door panels



Oddments shelf (Capucine).



## DOBLÒ CARGO

### Standard.

Versatile, robust and agile: the short wheelbase low roof version of the Doblò Cargo is an ideal companion for all types of businesses. Practical and functional in all situations, it boasts an exceptional capacity and ease of loading. The 6 floor hooks help restrain and fix loads.

#### External dimensions (mm)

Wheelbase	2755
Length	4406
Width	1832
Height	1832

#### Load compartment dimensions (mm)

Length	1824
Width	1518
Height	1305
Width between wheel arches	1230
Load threshold height (unladen)	545
Volume	3.4 m <sup>3</sup>

## DOBLÒ CARGO

### Maxi.

With 35 cm extra length, the Maxi van offers record-breaking interior space and volume. The load compartment, with appropriate lighting provided by removable roof lights, is easily accessible thanks to a load threshold of only 55 cm from the ground and the wide rear doors which can be opened out to 180°.

#### External dimensions (mm)

Wheelbase	3105
Length	4756
Width	1832
Height	1880

#### Load compartment dimensions (mm)

Length	2174
Width	1518
Height	1305
Width between wheel arches	1230
Load threshold height (unladen)	545
Volume	4.2 m <sup>3</sup>

# MORE FUNCTIONALITY

more productivity.

The New Doblò Cargo is designed to be at the top of the category in terms of performance and ergonomic solutions, as demonstrated by the regular shape of the load compartment, the convenient handles (both vertical external and "pullcup" internal), practical 180° rear door opening and the sliding side door, which thanks to its wide opening, permits access to

the load compartment even in tight spaces. Its low load threshold facilitates loading/unloading operations, while the volume of up to 4.2 m<sup>3</sup>, the load capacity greater than 965kg and the internal length of up to 2.17 m make the New Doblò Cargo perfect for any use, maintaining its status of "best in class" in the category and the best work partner.



180° rear door opening



Convenient and practical load compartment threshold



Ergonomic vertical side door handles



Rear wing door handle



Wide opening of sliding side door



Panelled van with 2 sliding side doors



Semi-glazed van with 2 sliding side doors



Rear door with 2 wings, glazed

# MORE PERFORMANCE


more satisfying to drive.

"BEST IN CLASS" IN TERMS OF HANDLING AND DRIVING COMFORT: THE NEW DOBLÒ CARGO, THANKS TO ITS BI-LINK SUSPENSION, THE IMPROVED GEARBOX AND CLUTCH AND ITS WIDE RANGE OF ENGINES, ENSURES SMOOTH AND COMFORTABLE DRIVING IN EVERY SITUATION.

ADDITIONALLY, THANKS TO THE "AN ENGINE FOR EVERY JOB" STRATEGY, THE NEW DOBLÒ CARGO OFFERS THE UTMOST PERFORMANCE, ACCORDING TO THE VARIOUS PROFESSIONAL REQUIREMENTS AND TYPES OF USE. ITS POWER UNITS, IDEAL BOTH IN TOWN AND ON LONG HAULS, ARE ABLE TO OFFER MORE IMPRESSIVE PERFORMANCE, HIGH TORQUE AT ALL SPEEDS AND OPTIMAL CONSUMPTION, FOR GREAT RUNNING COSTS.

## ENGINE VERSIONS

- Three MultiJet II Diesel engine versions
  - 1.3 MultiJet II 90 HP
  - 1.6 MultiJet II 105 HP



1.3 MULTIJET II 90 HP



1.6 MULTIJET II 105 HP

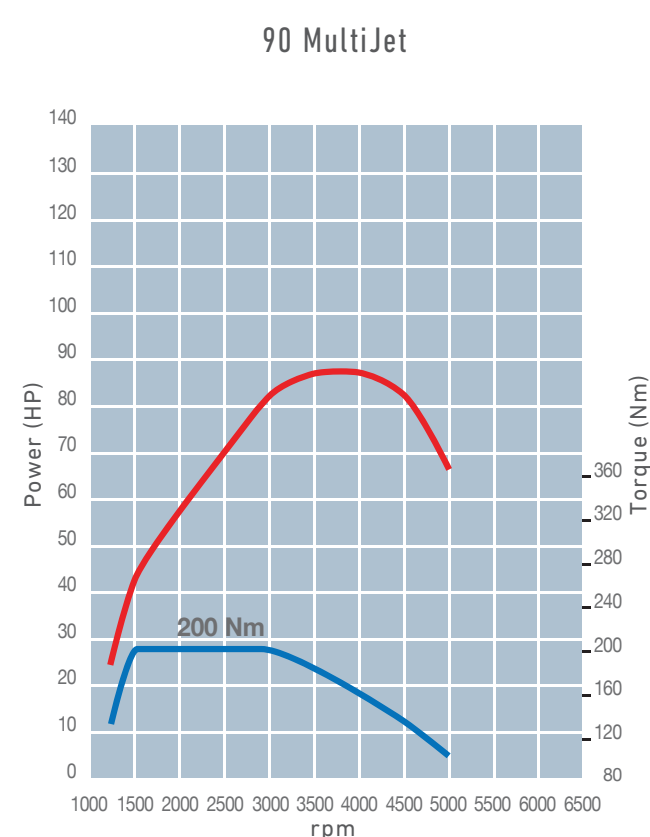
The 1.3 litre and 1.6 litre turbodiesel engines offer enhanced torque output that offers increased acceleration on heavy loads. It also allows quicker engine response times.

# MORE PERFORMANCE

more driveability.

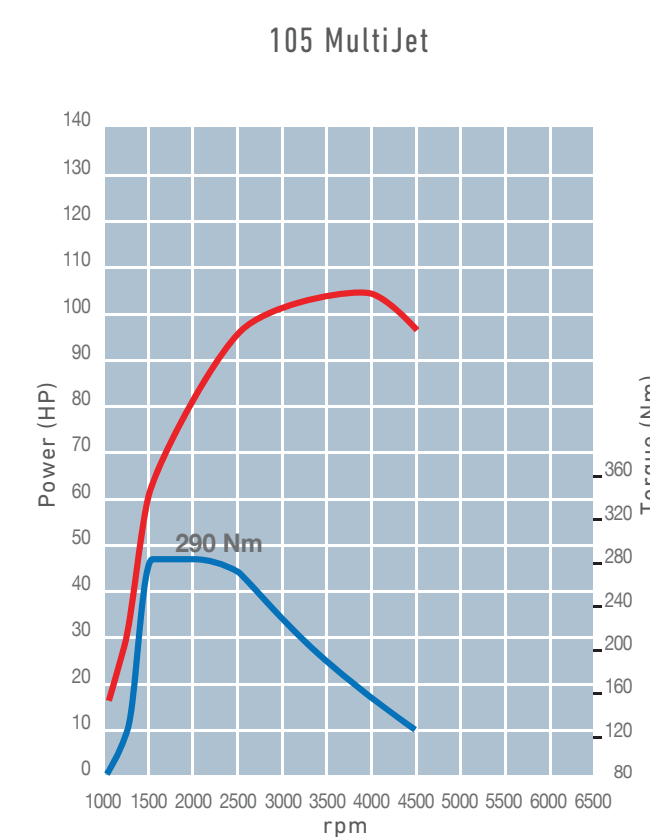
### 90 MultiJet

Displacement cc: 1248  
 Power: 90 HP at 4,000 rpm  
 Torque: 200 Nm (20.4 kgm) at 1,500 rpm  
 Injection: direct Common Rail Multi Jet II with electronic control, turbo and intercooler



### 105 MultiJet

Displacement cc: 1598  
 Power: 105 HP at 4,000 rpm  
 Torque: 300Nm (30.6 kgm) at 1,500rpm  
 Injection: direct Common Rail MultiJet with electronic control, turbo and intercooler



— Power  
 — Torque

## One suspension, many uses



### Standard versions

- Excellent roadholding
- Specific setup for excellent dynamic behaviour



### Maxi versions

- Excellent performance
- Longitudinal trailing arms and specific cross bars
- Anti-roll bar and specific setup for optimum dynamic performance levels in all load conditions

# NEW STYLE

## exterior.

THE NEW DOBLÒ CARGO FEATURES A THOROUGHLY RESTYLED DESIGN, USING THE SAME APPROACH AS THE CAR DESIGN. EMERGING FROM THE MORE MODERN AND DISTINCTIVE FRONT END IS A MORE STREAMLINED BONNET THAT FOLLOWS THE CURVE OF THE ROOF, THE NEW BUMPERS AND A FRONT GRILLE, PLUS THE NEW REAR LIGHT CLUSTERS THAT HIGHLIGHT THE HORIZONTAL PROGRESS OF THE LINES AND ENCLOSE THE FIAT LOGO. IT ALSO HAS A MORE COMPACT, WELL PROPORTIONED APPEARANCE. THESE NEW FEATURES MAKE THE NEW DOBLÒ CARGO A HARMONIOUS DRIVE, WHILE REMAINING TRUE TO ITSELF.

THE NEW DOBLÒ CARGO FEATURES A THOROUGHLY RESTYLED DESIGN, USING THE SAME APPROACH AS THE CAR DESIGN. EMERGING FROM THE MORE MODERN AND DISTINCTIVE FRONT END IS A MORE STREAMLINED BONNET THAT FOLLOWS THE CURVE OF THE ROOF, THE NEW BUMPERS AND A FRONT GRILLE, PLUS THE NEW REAR LIGHT CLUSTERS THAT HIGHLIGHT THE HORIZONTAL PROGRESS OF THE LINES AND ENCLOSE THE FIAT LOGO. IT ALSO HAS A MORE COMPACT, WELL PROPORTIONED APPEARANCE. THESE NEW FEATURES MAKE .THESE NEW FEATURES MAKE . THE NEW DOBLÒ CARGO A HARMONIOUS DRIVE,WHILE REMAINING TRUE TO ITSELF.



# DOBLÒ CARGO

## body colours

### PASTEL COLOURS



White 249

### METALLIC COLOURS



Light grey 612



Grey 695



Black 632



Bordeaux 590

### INTERIOR TRIM



STAR RED  
231



PACMAN RED  
279  
For Standard and Maxi (MT) versions



LEATHER COMBI  
001  
For Add-on

### HUB CAPS AND RIMS



15" HUB CAPS  
For Standard versions



16" HUB CAPS  
For Maxi (MT) versions



Rear light with Fiat logo



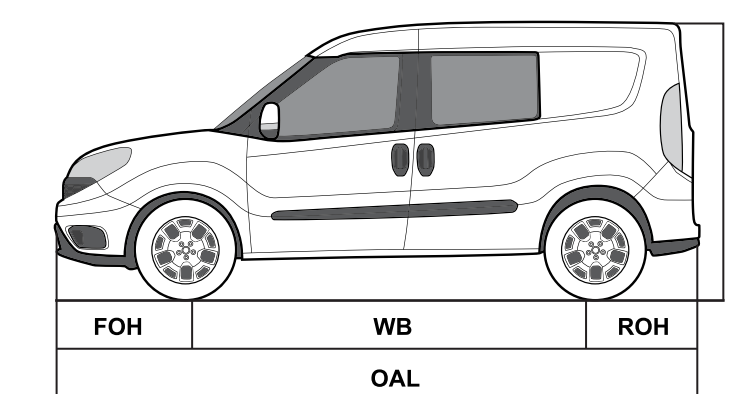
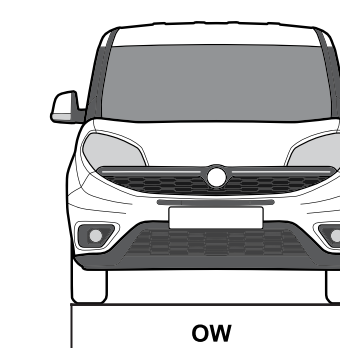
Body-coloured painted mirrors



Body-coloured painted bumpers

# TECHNICAL SPECIFICATIONS

		DOBLÒ 1.3 MT	DOBLÒ 1.6 MT
MODEL		263ZXU1A SN2DN (263.12M1)	263WXR1B LR2DN (263.22Q1)
Type		Standard Cargo Van (Glaze)	Maxi Cargo Van (Glaze)
Drive System		4 x 2	
Seating Capacity		1 Driver & 1 Passenger	
<b>EXTERIOR DIMENSIONS (mm)</b>			
Wheelbase	WB	2,755	3,105
Overall Length	OAL	4,406	4,756
Overall Width	OW	1,832	
Overall Height (Unladen)	OH	1,832	1,880
Front Overhang	FOH	911	
Rear Overhang	ROH	740	
Thread	Front	1,510	
	Rear	1,530	
Min. Ground Clearance		120	
<b>LOAD COMPARTMENT (mm)</b>			
Length		1,824	2,174
Max. Width		1,518	
Max. Height		1,305	
Volume	cbm	3.4	4.2
<b>WEIGHTS (kg)</b>			
Estimated kerb weight		1,370	1,500
Max. G.V.W.		2,070	2,465
Estimated payload		700	965
<b>STEERING SYSTEM</b>			
Type		Rack and pinion with hydraulic power steering	
Turning diameter (kerb to kerb)	m	11.2	12.5
<b>ENGINE</b>			
Model		1.3 Multijet 2	1.6 Multijet 2
Type / Ecology Level		Euro 6	
No. of cylinder, arrangement		4 in-line, transversely mounted at front	
Bore and stroke	mm	69.6 x 82.0	79.5 x 80.5
Ignition		By Compression	
Compression ratio		16.8 + 0.2 / - 0.4 : 1	16.5 ± 0.4 : 1
Piston displacement	cm <sup>3</sup>	1,248	1,598
Max. output power	kW (HP) /RPM	70 (95) / 3,750	77 (105) / 3,750
Max. torque	Nm (kgm) /RPM	200 (20.4) / 1,500	300 (30.6) / 1,750
Fuel		Diesel	
Generator		12 Vdc, 120Amp	
Fuel Feed		Electronically controlled Common rail multijet direct injection with turbo and intercooler	
<b>TRANSMISSION</b>			
Drive		Front	
Clutch		Dry Single plate, hydraulically operated, with engagement spring	
Gear box, no. of speed		5 Forward + 1 Reverse, (Manual Transmission - MT)	6 Forward + 1 Reverse, (Manual Transmission - MT)
<b>PERFORMANCE</b>			
Top Speed	km/hr	159	160
Fuel Consumption	Litres/100km	5.0	5.3
CO2 Emission	g/km	133	139
<b>CHASSIS</b>			
Tire	Front, single	185 / 65 R15	195 / 60 R16
	Rear, single	185 / 65 R15	195 / 60 R16
Suspension	Front	McPherson independent wheel setup, with trailings arms anchored to a cross-beam, telescopic hydraulic shock absorbers, coil springs and anti-roll bar	
	Rear	Multi-link independent, coils springs, telescopic shock absorbers	Multi-link independent, coils springs, telescopic shock absorbers and anti-roll bar
Brake System	Front	Self-ventilated Disc	
	Rear	Drum	
Electrical System		12 V, 60 Ah battery capacity	
Fuel tank capacity	Litres	60	




**Note :**

1. Kerb weight shown are subject to 2.5% variation to allow for production tolerance.
2. These specification are subject to change without prior notice, please contact your local. Fiat Dealer for detailed specification and equipment available in your market.
3. Actual specifications and colors may vary from illustration.






Extensive Maintenance & Service Program



Comprehensive range of quality parts



24 - HR breakdown service



Specialised aftersales professionals

Service Booking Hotline: 6864 0698  
24 - HR Breakdown Hotline: 9128 5667  
Accident Support Hotline: 9755 7336

## Experience

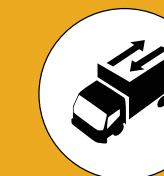
**Reputable & Total Business Solution**

Supporting you whenever wherever, with over 3 decades of experience in industrial vehicles.

## Peace of mind

**Assurance & Convenience**

Your business, our priority always. We make it easy for your vehicle to function at its top best performance.



Pre-owned Trade-in Program



Fuel Discount Card\*



Advance Fleet Management System - GPS\*



Insurance Consultancy Services



Financial Services



Advanced Driver-Assistance Systems.



Fleet Management Service

## Aftersales Support

Quality parts and services assured always.

**14 Benoi Rd**  
PARTS DEPOT  
6864 0939

## Value Support

Serving you with a total business solution for your industrial vehicle's need.



**Authorised workshop**  
**48 Changi South St 1**  
**6448 2686**

Monday to Friday:  
8.30am - 5.30pm  
Saturday:  
8.30am - 12.30pm  
Sun/PH:  
CLOSED

Booking Hotline : 6864 0698

21 Toh Guan Road East,  
#01-15 Toh Guan Centre Singapore 608609,  
Tel: 6665 2518 Fax: 6561 7956

[www.fiatprofessional.com.sg](http://www.fiatprofessional.com.sg)

